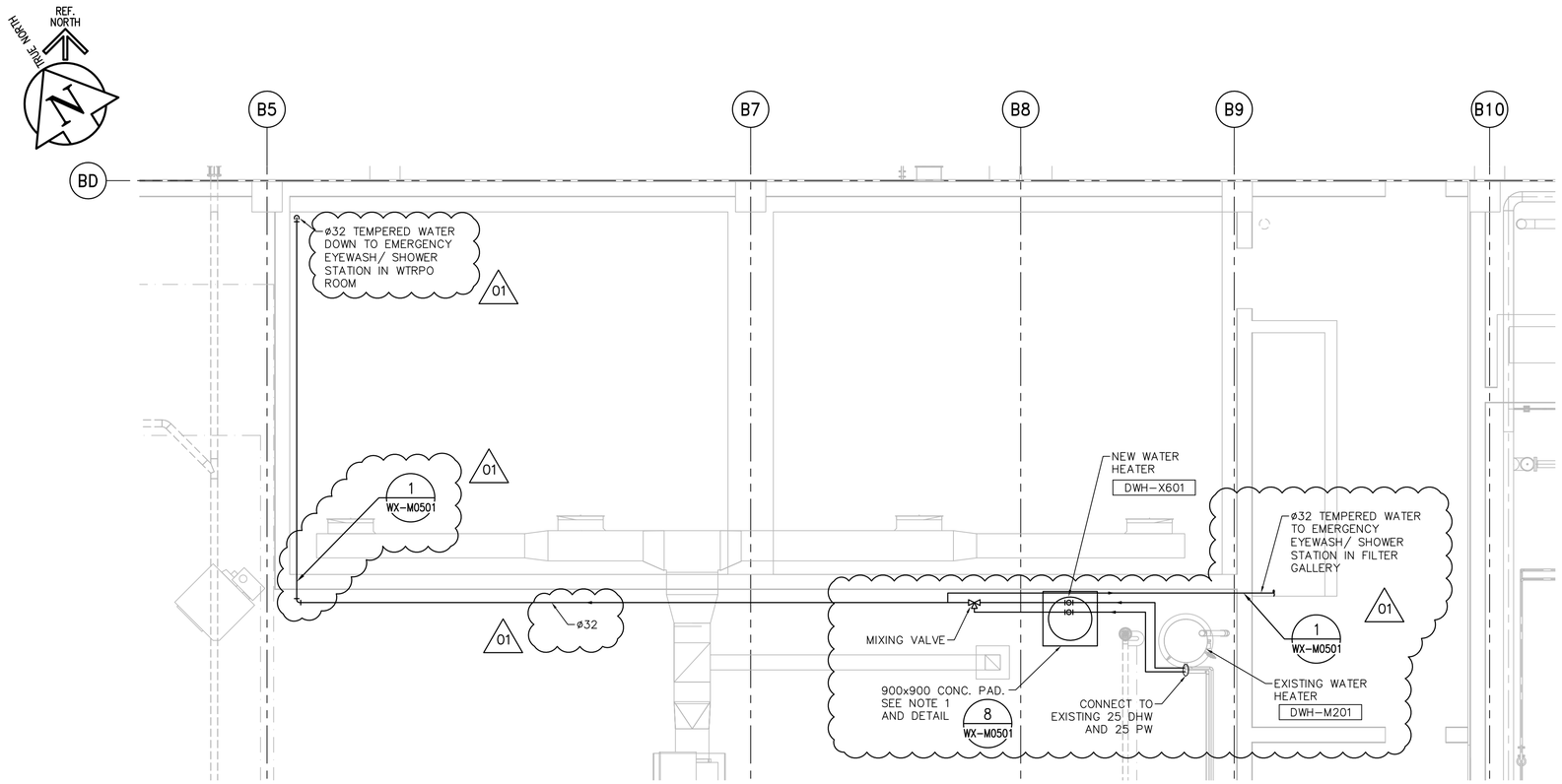

1 PARTIAL PLAN AT 245.00
1:50

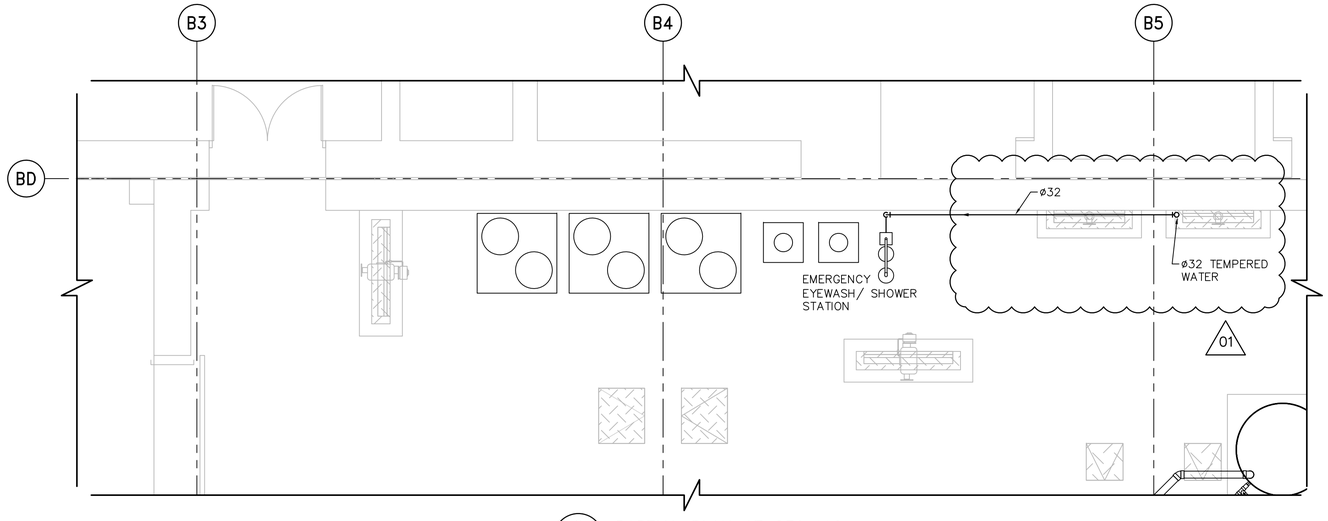

2 PARTIAL PLAN AT 239.410
1:50

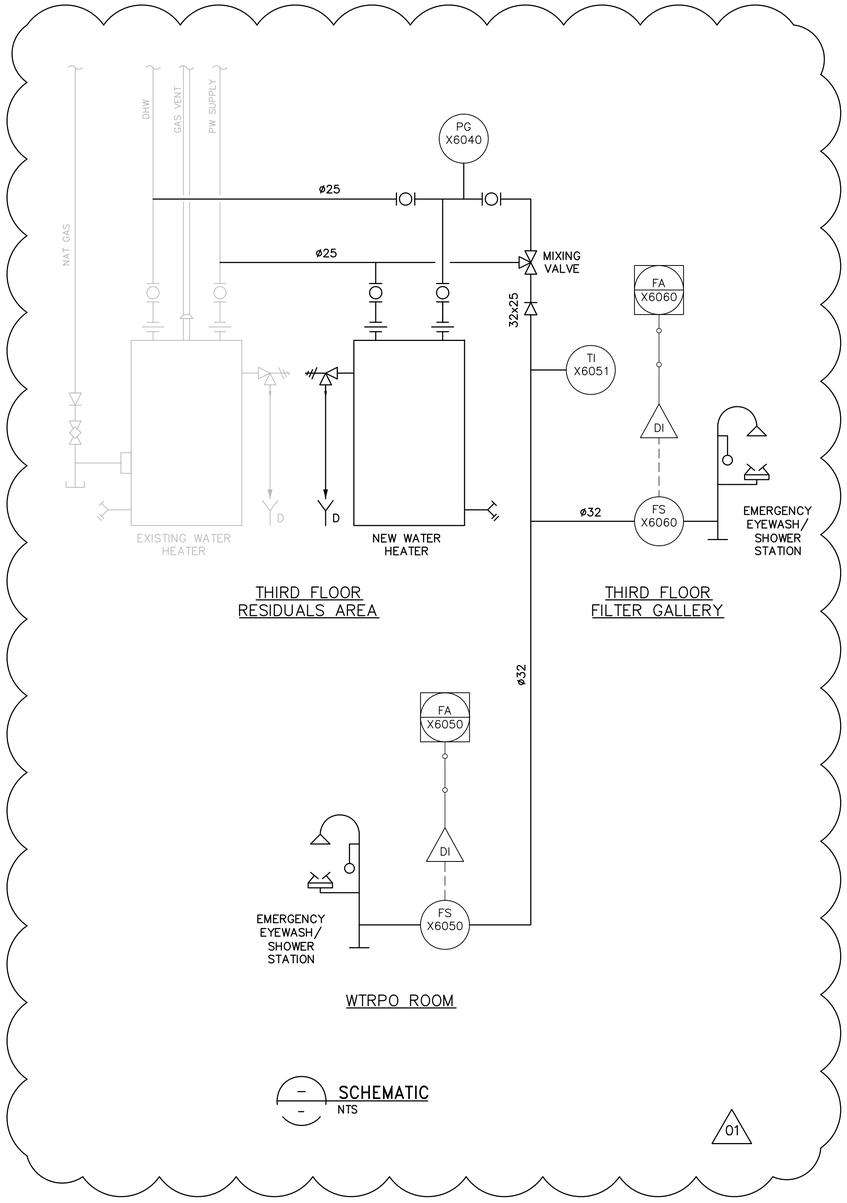

SCHEMATIC
NTS

SCALE 1:50 METRES 0 1 2 3 4 5
SCALE 1:1 MILLIMETRES 0 10 20 30 40 50

NOTE:
1. CONTRACTOR TO DETERMINE EXACT LOCATION OF HOT WATER TANK PAD.

01

REFERENCE DRAWINGS:

1-0601R-H0005-001-03 PLUMBING RESIDUALS AREA THIRD FLOOR PLAN

B.M.
ELEV.

CONSTRUCTION COMPLETION DATE: YYYY MM DD

NO.	REVISIONS	DATE	BY
1	ISSUED FOR ADDENDUM No. 1	14/06/24	JBC
0	ISSUED FOR TENDER	14/06/13	JBC

CH2MHILL®

DESIGNED BY	KG	CHECKED BY	BW
DRAWN BY	JBC	APPROVED BY	BW
SCALE: HORIZONTAL	1:50	RELEASED FOR CONSTRUCTION	
VERTICAL	–		
DATE	2014 06 13	DATE	

PLOT DATE: 2014 06 25

ENGINEER'S SEAL

ORIGINAL SIGNED BY S.B. WILLIAMSON 14/06/13

CONSULTANT DRAWING NUMBER

WX-H0122

BID OPPORTUNITY: 355-2014

Winnipeg

THE CITY OF WINNIPEG
WATER AND WASTE DEPARTMENT
ENGINEERING DIVISION

CITY OF WINNIPEG WATER TREATMENT RESEARCH AND PROCESS OPTIMIZATION FACILITY
PLUMBING
PLANS AND SCHEMATIC

SHEET X OF X

CITY DRAWING NUMBER

1-0601X-H0003-001-01

FILE PATH: \\WNNIPEG\Proj\WinnipegCityof\462784Waterworks\DMS\DLV\
FILE NAME: 462784-H-0122.dwg